
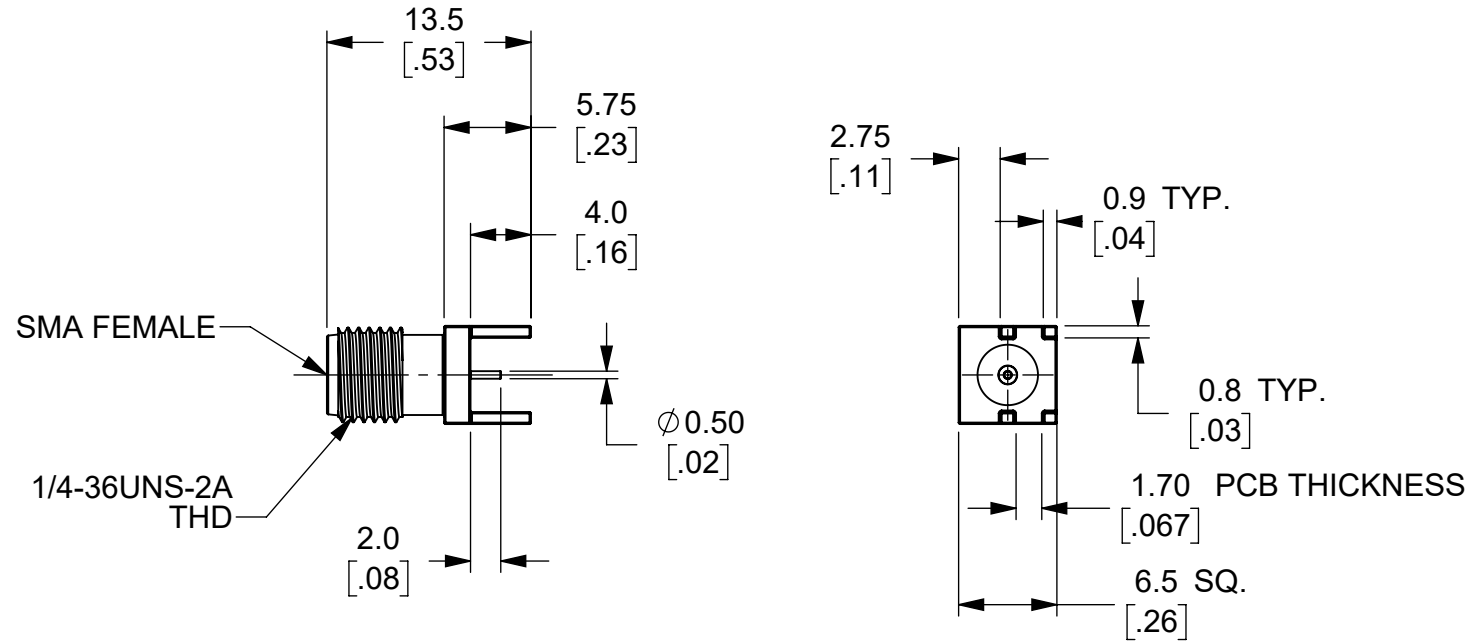


THIS IS ISSUED IN STRICT CONFIDENCE THAT IT IS NOT USED AS A BASIS FOR MANUFACTURE OR SALE AND THAT IT IS NOT COPIED, REPRINTED OR DISCLOSED TO A THIRD PARTY EITHER WHOLLY OR IN PART WITHOUT THE PRIOR WRITTEN CONSENT OF CAL TEST ELECTRONICS, INC.

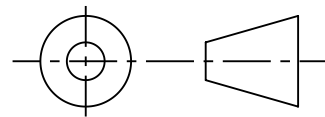
REVISIONS			
REV.	DESCRIPTION	DATE	APPROVED
A	INITIAL RELEASE	11/15/2023	B. Hansen

- NOTES:
- ALL SPECIFICATIONS SUBJECT TO CHANGE WITHOUT NOTICE.
 - CONNECTOR TO MEET OR EXCEED ALL SPECIFICATIONS PER MIL-PRF-39012.
 - MATING DIMENSIONS IN ACCORDANCE WITH MIL-STD-348.
 - FREQUENCY RANGE SPECIFICATIONS ARE FOR REFERENCE AND ARE DEPENDENT ON APPLICATION SPECIFIC CONDITIONS.
 - MATERIAL:
 - BODY: BRASS, GOLD PLATED
 - CENTER CONTACT: BeCu, GOLD PLATED
 - DIELECTRIC: PTFE
 - ELECTRICAL:
 - IMPEDANCE: 50 Ω
 - FREQUENCY: DC - 18 GHz
 - WORKING VOLTAGE: 335 Vrms
 - INSULATION RESISTANCE: 5,000 MΩ
 - DIELECTRIC WITHSTAND VOLTAGE: 1,000 Vrms
 - MECHANICAL:
 - RECOMMENDED TORQUE: 0.3 Nm TO 0.6 Nm
 - TEMPERATURE RANGE: -55°C TO +165°C
 - RoHS AND REACH COMPLIANT.



ISOMETRIC VIEW
FULL SCALE

THIRD ANGLE PROJECTION



REFERENCE

CT4496	PCB EDGE MOUNT	IN-SERIES CONNECTOR
MODEL NUMBER	CONFIGURATION	NOTES / REFERENCE

MODEL NUMBER TABLE

UNLESS OTHERWISE SPECIFIED DIMENSIONS ARE IN MILLIMETERS TOLERANCES ARE: X.X = ±0.5 X.X* = ±0.5* X.XX = ±0.25 X.XXX = ±0.125 DO NOT SCALE DRAWING	PROJECT NO.		22820 Savi Ranch Prky. Yorba Linda, CA 92887 USA
	APPROVALS	DATE	
MATERIAL SEE NOTES	DRAWN GSG	9/6/2023	CONNECTOR, SMA FEMALE, PCB EDGE MOUNT
TREATMENT NONE	CHECKER B. HANSEN	9/6/2023	
FINISH SEE NOTES	ENGR. B. HANSEN	9/6/2023	SIZE B
	DESIGN ACTIVITY		CAGE CODE 43F45
			DWG. NO. CT4496
			REV. A
			SCALE 2:1
			SHEET 1 OF 1